



SUPER
SOCO

RETURN TO FREEDOM



BOSCH ENGINE

Customized developing for city transportation.

Energy
conversion

89%

Max
torque

115N.m

Rated
power

1300_w

Rated
RPM

580_{rpm}

Max.
speed (EU)

45_{km/h}

 **BOSCH** ×  **SUPER
SOCO**



EYES OF WISDOM

Intelligent sensing head light

Symmetrical U Design, integrated daylight and indicators.
Hidden LED head light (high beam and low beam included).
With hot runner system work instruction, get perfect dust-proof and waterproof performance.
Matrix LED beads, carve the shape of light, flash the charm of wisdom.

Radiation distance

75_m

High beam brightness

29000_{cd}

Low beam brightness

13480_{cd}



Comfortable riding posture FREE ON STRETCH

Easy for foot touching the ground.
Riders above 180cm, can stretch freely.



Inline wing type tail-lights WINGS OF FLYING

Inline high brightness LED lamps.
All-in-one light (position light, turning indicators and braking light) integrated into one light with a sense of sharp.
Inimitable symbol of identification.



DIGITAL CONTACT SWITCH

Comfortable touching.
Multifunctional buttons.
Higher stability.

Front/rear disc brake+EBS assistant system

EXCELLENT SAFETY AND FLEXIBILITY

Quick response, shorter braking distance.


Re-cooperation, extend range.

Dry braking distance

$\leq 13_m$

*These data tested by rider with weight 75kg, at 50km/h. Braking distance could be different with different rider at different road conditions.

*EBS assistant system is optional subject to country.



SMALL SIZE, BIG POWER

Exclusive CU customized lithium battery pack

Elegant and Practical (SOC indicated). Weight 10.5kg (light and portable)
Max. range 85km.

3^{years+}
Life time

800^{times+}
Cycle times

≈ 8^h
Charging time

170^{pcs}
18650 cells

FOC vector controller 3.0

MORE SENSITIVE CONTROL

Precise control. New torque loop.
Linear output of power. Higher efficiency




ORIGINAL ITALIAN IMPORTED
LEATHER (OPTIONAL)



API&CONNECTIVITY WITH OTHER SYSTEM

API is available to be integrated with other sharing
and/or fleet management system.



VA (Vertical Alignment) Intelligent high brightness display

VA (Vertical Alignment) multiple function display, self-adjust with light sensing.
150° wide-angle visible clearly.
Self-inspection on initiation, safe riding.



Speed



Battery
capacity



Intelligent
light sense



Cruise



Parking
indication



Error
report



INTELLIGENT BMOS V3.3 SYSTEM

Super Soco App is available subject
to countries.



Vehicle
Inspection



Location



Anti-theft
system



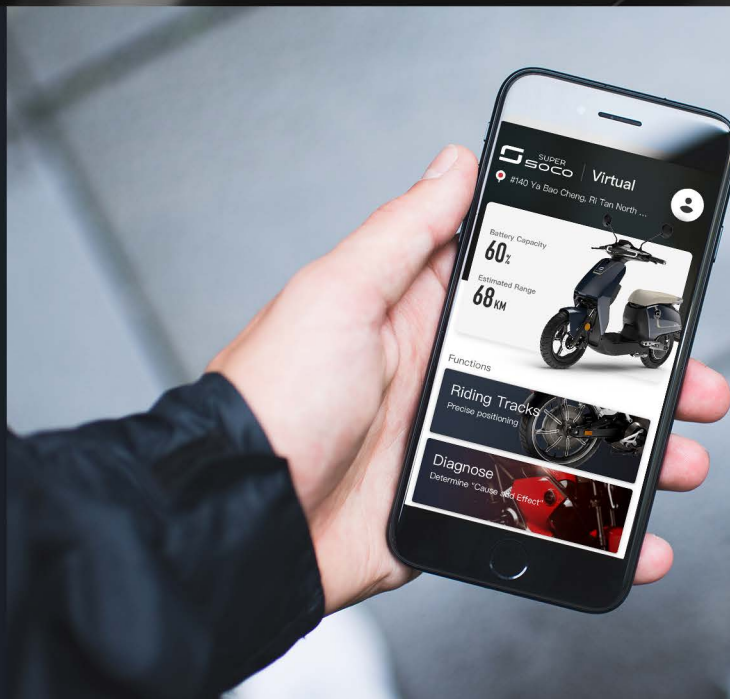
Record



Warning



Navigation



Parameters

Homologation		L1e-B (Regulation 168/2013)
Battery	Concept	Lithium battery (cell 18650)
	Capacity	60V30AH
Charger	Input voltage	100V-240VAC
	Output current	4A
	Charging time	≈8h
	Fast charger	Optional
Motor	30 minutes power	1600W at 430 min-1
	Max. Power	2788W
	Max torque	115 N.m
Performance	Max speed	45km/h (EU)
	Max range	85km @ average 45km/h speed with 75kg rider
	Climbing ability	15°

Basic Info	Weight	74 kg (include battery)
	L*W*H	1782mm*727mm*1087mm
	Wheelbase	1217mm
	Ground clearance	140mm
	Seat height	720mm
	Tyre	Fr. & Rr. 90/90-12
	Brake	Fr. Disc (ø 180mm) / Rr. Disc (ø 180mm)
	Rim	Fr. Alum. / Rr. Steel
	Shock Absorber	Fr. & Rr Hydraulic
	Swingarm	Alum.
	Side stand	Alum.
	USB	Available
	Keyless Go	Available



www.vmosoco.com
info@vmosoco.com